







<p>Client Name: USACE</p>	<p>Project: HWMU Removal Action Completion Report</p>	<p>Project No. 16170613 & 60517380</p>
<p>Photo No. 1</p> <p>Description: Construction of Corrective Action Management Unit (CAMU) cells.</p>		
<p>Photo No. 2</p> <p>Description: Final grading of CAMU cells.</p>		



<p>Client Name: USACE</p>	<p>Project: HWMU Removal Action Completion Report</p>	<p>Project No. 16170613 & 60517380</p>
<p>Photo No. 3</p> <p>Description: Surface debris removed from a revetment area. Auxiliary task conducted prior to the Hazardous Waste Management Unit (HWMU) Removal Action (RA).</p>		
<p>Photo No. 4</p> <p>Description: Inspection of a day box prior to removal. Auxiliary task completed as part of RA mobilization.</p>		



<p>Client Name: USACE</p>	<p>Project: HWMU Removal Action Completion Report</p>	<p>Project No. 16170613 & 60517380</p>
<p>Photo No. 5</p> <p>Description: Removal inspected day box with an excavator. Auxiliary task completed as part of RA mobilization.</p>		
<p>Photo No. 6</p> <p>Description: Removal of decorative munitions from the Fort Wingate Depot Activity (FWDA) main gate. Auxiliary task completed as part of RA mobilization.</p>		


<p>Client Name: USACE</p>	<p>Project: HWMU Removal Action Completion Report</p>	<p>Project No. 16170613 & 60517380</p>
<p>Photo No. 7</p> <p>Description: Debris and soils removed during low-water crossing construction. Auxiliary task completed as part of RA mobilization.</p>		
<p>Photo No. 8</p> <p>Description: Pouring concrete at low-water crossing. Auxiliary task completed as part of RA mobilization.</p>		

<p>Client Name: USACE</p>	<p>Project: HWMU Removal Action Completion Report</p>	<p>Project No. 16170613 & 60517380</p>
<p>Photo No. 9 Description: Removal of sediments from culvert. Auxiliary task completed as part of RA mobilization.</p>		
<p>Photo No. 10 Description: UXO technicians completing sweep of arroyo exiting Parcel 3. Auxiliary task completed as part of RA mobilization.</p>		

Client Name: USACE	Project: HWMU Removal Action Completion Report	Project No. 16170613 & 60517380
Photo No. 11 Description: Applying epoxy coating on floor to establish a less than 90-day hazardous waste storage facility. Auxiliary task completed as part of RA mobilization.		
Photo No. 12 Description: Interior of less than 90-day storage. Auxiliary task completed as part of RA mobilization.		

<p>Client Name: USACE</p>	<p>Project: HWMU Removal Action Completion Report</p>	<p>Project No. 16170613 & 60517380</p>
<p>Photo No. 13</p> <p>Description: Installing security fence fabric. Auxiliary task completed as part of RA mobilization.</p>		
<p>Photo No.14</p> <p>Description: Completed security fencing installed as an auxiliary task completed as part of RA mobilization.</p>		



<p>Client Name: USACE</p>	<p>Project: HWMU Removal Action Completion Report</p>	<p>Project No. 16170613 & 60517380</p>
<p>Photo No. 15</p> <p>Description: Earth covered magazine (ECM) B-1038 prior to vegetation removal.</p>		
<p>Photo No. 16</p> <p>Description: ECM B-1038 after vegetation removal.</p>		



Client Name: USACE	Project: HWMU Removal Action Completion Report	Project No. 16170613 & 60517380
Photo No. 17 Description: SWPPP erosion controls.		
Photo No. 18 Description: Roadway watering and dust controls.		

<p>Client Name: USACE</p>	<p>Project: HWMU Removal Action Completion Report</p>	<p>Project No. 16170613 & 60517380</p>
<p>Photo No. 19</p> <p>Description: Cab armoring to a 40-ton rock truck.</p>		
<p>Photo No. 20</p> <p>Description: Cab armoring cab to front end loader.</p>		


<p>Client Name: USACE</p>	<p>Project: HWMU Removal Action Completion Report</p>	<p>Project No. 16170613 & 60517380</p>
<p>Photo No. 21</p> <p>Description: Excavator awaiting truck placement.</p>		
<p>Photo No. 22</p> <p>Description: Excavator waiting for full truck to leave area before loading empty truck.</p>		

<p>Client Name: USACE</p>	<p>Project: HWMU Removal Action Completion Report</p>	<p>Project No. 16170613 & 60517380</p>
<p>Photo No. 23 Description: Grading initial RA processing plant pad.</p>		
<p>Photo No. 24 Description: First contract, processing plant assembly.</p>		



<p>Client Name: USACE</p>	<p>Project: HWMU Removal Action Completion Report</p>	<p>Project No. 16170613 & 60517380</p>
<p>Photo No. 25</p> <p>Description: First contract, processing plant with CRP01 partially excavated.</p>		
<p>Photo No. 26</p> <p>Description: Second contract, processing plant with remote control building in foreground and stockpiles staged in background.</p>		



<p>Client Name: USACE</p>	<p>Project: HWMU Removal Action Completion Report</p>	<p>Project No. 16170613 & 60517380</p>
<p>Photo No. 27 Description: Eddy current non-ferrous metal separator.</p>		
<p>Photo No. 28 Description: HWMU RA soil excavation overview.</p>		


<p>Client Name: USACE</p>	<p>Project: HWMU Removal Action Completion Report</p>	<p>Project No. 16170613 & 60517380</p>
<p>Photo No. 29 Description: Control station block shielding construction</p>		
<p>Photo No. 30 Description: First contract, control station (inside)</p>		



<p>Client Name: USACE</p>	<p>Project: HWMU Removal Action Completion Report</p>	<p>Project No. 16170613 & 60517380</p>
<p>Photo No. 31 Description: Second contract, front of the remote control building.</p>		
<p>Photo No. 32 Description: Loading Thermal Flashing Unit (TFU) prior to flashing cycle.</p>		



<p>Client Name: USACE</p>	<p>Project: HWMU Removal Action Completion Report</p>	<p>Project No. 16170613 & 60517380</p>
<p>Photo No. 35</p> <p>Description: Processed stockpiles awaiting sampling results.</p>		
<p>Photo No. 36</p> <p>Description: Stockpile labeling to correlate sample with stockpile location.</p>		



<p>Client Name: USACE</p>	<p>Project: HWMU Removal Action Completion Report</p>	<p>Project No. 16170613 & 60517380</p>
<p>Photo No. 37 Description: Typical stockpile composite soil sample.</p>		
<p>Photo No. 38 Description: Typical stockpile Terra Core soil sample collected for VOC analyses.</p>		



<p>Client Name: USACE</p>	<p>Project: HWMU Removal Action Completion Report</p>	<p>Project No. 16170613 & 60517380</p>
<p>Photo No. 39 Description: Aerial overview of HWMU during 2022 RA field operations.</p>		
<p>Photo No. 40 Description: Aerial overview of HWMU during 2022 RA field operations.</p>		


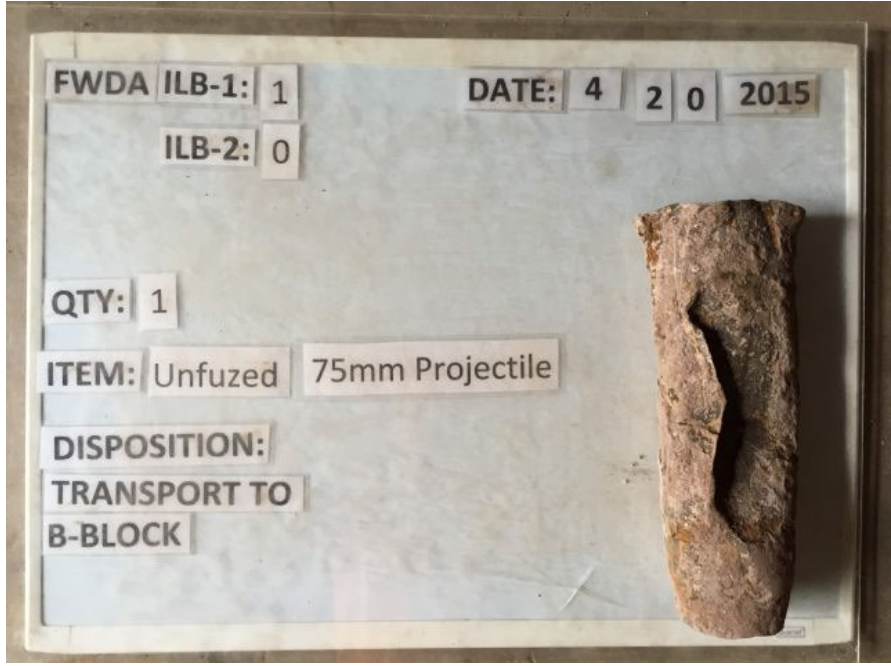
<p>Client Name: USACE</p>	<p>Project: HWMU Removal Action Completion Report</p>	<p>Project No. 16170613 & 60517380</p>
<p>Photo No. 41</p> <p>Description: Surface sweep of completed grid prior to post-excavation digital geophysical mapping (DGM).</p>		
<p>Photo No. 42</p> <p>Description: Post-excavation DGM of completed grid.</p>		

<p>Client Name: USACE</p>	<p>Project: HWMU Removal Action Completion Report</p>	<p>Project No. 16170613 & 60517380</p>
<p>Photo No. 43</p> <p>Description: Reacquiring and intrusively investigating DGM target anomaly.</p>		
<p>Photo No. 44</p> <p>Description: Typical barricade established during demolition shots.</p>		

Client Name: USACE	Project: HWMU Removal Action Completion Report	Project No. 16170613 & 60517380
Photo No. 45 Description: Item recovered from the HWMU during the RA (2,000 pound general purpose bomb).		
Photo No. 46 Description: Item recovered from the HWMU during the RA (BLU-4 submunition).		

Client Name: USACE	Project: HWMU Removal Action Completion Report	Project No. 16170613 & 60517380
Photo No. 47		
Description: Item recovered from the HWMU during the RA (M83 butterfly bomb).		
Photo No. 48		
Description: Item recovered from the HWMU during the RA (75 mm projectile)		

<p>Client Name: USACE</p>	<p>Project: HWMU Removal Action Completion Report</p>	<p>Project No. 16170613 & 60517380</p>
<p>Photo No. 49 Description: Example of munitions and explosives of concern (MEC) removed from processing plant.</p>		
<p>Photo No. 50 Description: Example of MEC removed from processing plant.</p>		

Client Name: USACE	Project: HWMU Removal Action Completion Report	Project No. 16170613 & 60517380
Photo No. 51 Description: Example of MEC removed from processing plant.		
Photo No. 52 Description: Example of MEC removed from processing plant.		



Client Name: USACE	Project: HWMU Removal Action Completion Report	Project No. 16170613 & 60517380
------------------------------	--	--



Photo No. 53
Description:
Example of MEC removed from processing plant.







Photo No. 54
Description:
Preparing a MEC disposal shot.





<p>Client Name: USACE</p>	<p>Project: HWMU Removal Action Completion Report</p>	<p>Project No. 16170613 & 60517380</p>
<p>Photo No. 55</p> <p>Description: Demolition shot prepared and ready to initiate.</p>		
<p>Photo No. 56</p> <p>Description: MEC item found within HWMU detonated in place.</p>		

<p>Client Name: USACE</p>	<p>Project: HWMU Removal Action Completion Report</p>	<p>Project No. 16170613 & 60517380</p>
<p>Photo No. 57</p> <p>Description: Post MEC disposal shot inspection and cleanup.</p>		
<p>Photo No. 58</p> <p>Description: MDAS container locked and sealed. Ready for offsite shipment.</p>		

<p>Client Name: USACE</p>	<p>Project: HWMU Removal Action Completion Report</p>	<p>Project No. 16170613 & 60517380</p>
<p>Photo No. 59 Description: Loading contaminated soils onto trucks for final disposal</p>		
<p>Photo No. 60 Description: Final drum pickup and disposal by Clean Harbors.</p>		

<p>Client Name: USACE</p>	<p>Project: HWMU Removal Action Completion Report</p>	<p>Project No. 16170613 & 60517380</p>
<p>Photo No. 61</p> <p>Description: Sift plant breakdown and demobilization crane operations.</p>		
<p>Photo No. 62</p> <p>Description: Hauling in clean stockpile soils back into grids for backfill.</p>		

<p>Client Name: USACE</p>	<p>Project: HWMU Removal Action Completion Report</p>	<p>Project No. 16170613 & 60517380</p>
<p>Photo No. 63</p> <p>Description: Final backfill of completed grids.</p>		
<p>Photo No. 64</p> <p>Description: Final HWMU restoration activities.</p>		

Client Name: USACE	Project: HWMU Removal Action Completion Report	Project No. 16170613 & 60517380
Photo No. 65		
Description: Final restoration reseeding operations.		